

# Premium Collection

HOMOGENEOUS VINYL

Combine  
& Create



# CONTENTS

CUSTOMIZED SPACES FOR EVERY MOODS	3
ECLIPSE PREMIUM SPECTRA COLLECTION	4
COMBINE & CREATE	5
ALL YOUR NEEDS COVERED	7
RESISTANCE, HYGIENE AND EFFORTLESS MAINTENANCE	9
DOING GOOD. TOGETHER	11
PREMIUM COLLECTION	12
INSTALLATION INSTRUCTIONS	15
FULL SOLUTION REFERENCES	16
TENDER SPECIFICATION	18
TECHNICAL DATA SHEET	19



Combine & create



ECLIPSE CLASSIC  
21020810

+



ECLIPSE SPIRIT  
21020969

## CUSTOMIZED SPACES FOR EVERY MOODS

The new homogeneous Premium Collection has been designed to fulfill all your expectations. You can create different moods and environments by mixing patterns and colours. The Tarkett Premium Collection, Eclipse, Primo, and the new range Spectra, is the most functional vinyl flooring solution in non-directional patterns. Its high resistance to chemicals, stains and heavy traffic is particularly adapted to schools, health care facilities and other types of public buildings.

### DESIGN



**+100**  
colours



**4**  
different patterns



**Multicoloured and uni**  
welding rods

### PERFORMANCE



**Attenuated noise**  
With Eclipse Acoustic



**No slipping**  
With Primo Safe T



**Static dissipative**  
With Primo SD

# ECLIPSE PREMIUM SPECTRA COLLECTION

The new Premium Spectra brings pastel and bright colours along with a unique modern style. It helps you to create an inspiring atmosphere, full of energy. Its low contrasted pattern with few accents is the perfect bridge between our Primo and Eclipse collections.



## New design


This new pattern supports your creativity. It offers multiple possibilities for a perfect mix and match.

## 12 brand new colours

These new colours are the best choice to highlight a specific area or to design soothing and modern spaces

# COMBINE & CREATE

Premium is the perfect collection to customize spaces due to its versatility and wide range of colours and patterns. Combine floors to imagine new styles and play with shades to create different atmospheres.



## A brand new pattern

Now 4 patterns to choose from, for unique combination options and a complete aesthetic. Play with highly contrasted patterns for the most demanding areas and patterns with less contrast and few accents for quieter ones.



## Colour your world

Choose from a world of colours and coordination possibilities in line with evolving user needs and lifestyle trends.

**.102** Colours **.50%** new



Available in rolls and tiles, you can play with multiple shapes and formats.

- Tiles : 61 x 61 cm
- Tiles : 30 x 30 cm
- Rolls : 2 m wide



## Multicoloured and Uni welding rods

Unique multicoloured welding rods give the most realistic and seamless look when installed.



# ALL YOUR NEEDS COVERED

The Premium range is a global solution combining attractive design and functional performance, with options available to cover all your needs.



**Attenuated noise**

By absorbing noise, Tarkett acoustic floorings take the edge off busy environments and encourage quiet interaction.

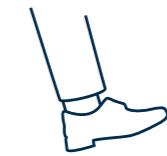
Eclipse Acoustic combines acoustic properties and underfoot comfort with the low cost and simplified maintenance of Eclipse Premium.

For underfoot comfort we have tested Eclipse Acoustic for: indentation under static loading (measured after 15 s under load in accordance to ISO 24343-1) to be  $\geq 0,40$  mm.

### Eclipse Acoustic (Spectra colours)

Eclipse Acoustic is available in the 12 Spectra astonishing new colours.

The foam underlayer provides up to **17dB** impact sound reduction and walking comfort.



**No slipping**

Primo Safe.T is a homogeneous vinyl safety flooring with anti-slip particles throughout its thickness which assures continued surface grip during the products entire lifetime. The surface is strengthened and made easier to maintain by Safety Clean XP, a photoreticulated polyurethane treatment.

Primo Safe.T, **R10** grip, is available in 15 core matching colours.



© 21013792



**Static Dissipative**

Primo SD, the static dissipative option is available in 8 core matching colours.



© 21012562

Combine & create





# RESISTANCE, HYGIENE AND EFFORTLESS MAINTENANCE



**PUR treatment reinforces durability**

and makes the surface more resistant to heavy traffic and easier to clean.



**Traffic resistance**

Premium is specifically designed for heavy traffic zones where hygiene and resistance are critical such as schools, hospitals and public buildings.

▪ Residual indentation **0.03 mm\***  
\*Best measured value



**Practical hygiene & maintenance**

**No additional surface treatment** needed. Premium benefits from PUR reinforcement which simplifies cleaning and maintenance.

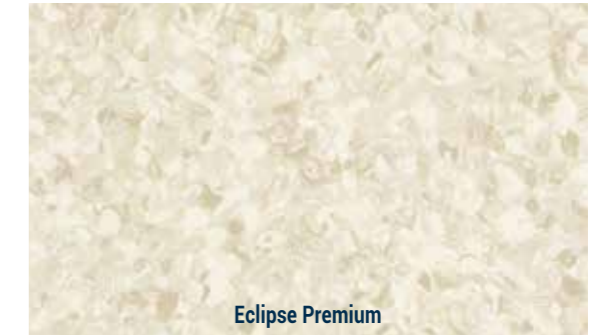

**Impenetrable heat welding joints. Impervious surface for maximum hygiene.**

Premium collection offers highly flexible flooring solutions for perfect coving results, ensuring an easy and improved maintenance.

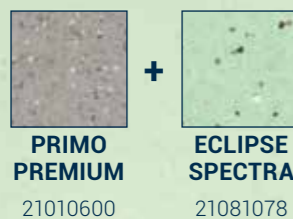
**Joints resist tearing when stretched using over 400N of force per 50mm**

## PUR Reinforced chemical resistance.

Eosin 1% in Ethanol - 2 hours' exposure after cleaning with heavy-duty, spray-and-wipe power cleaner.



Combine & create





# DOING GOOD. TOGETHER

At Tarkett, we strive to support both our professional clients and consumers in creating healthy, beautiful and sustainable living spaces. Working with industry partners, we're bringing our best thinking and efforts toward making a positive impact on people and the planet.



## Designing for life

Developing products based on Cradle to Cradle® principles that contribute to people friendly spaces AND respect the planet's natural capital.



## Healthy spaces thanks to 100% phthalate-free product

We have been proactive in seeking alternatives to phthalates as they have been the subject of scientific debate about their potential impact on human health.

Since 2010, we have developed the use of a phthalate-free plasticizer technology for our vinyl floors which is approved for food containers and toys intended to be placed in the mouth by children.



## Good indoor air quality

Through low levels of total volatile organic compounds (TVOCs) - TVOCs  $\leq 10 \mu\text{g}/\text{m}^3$ , much lower than EU standard EN ISO 16000.



## Closing the loop

Building a circular economy inclusive of programs and business models that encourage take-back, recycling, reuse and elimination of waste.

Premium Collection is eligible to ReStart®, Tarkett's take-back program which can help customers manage their installation waste while ensuring it is recycled.

We're committed to a circular economy where resources are continually reused and recycled—creating products today that become the raw materials

of tomorrow. Premium Collection contains over 25% of recycled material.




## Driving collaboration


Inviting others to join us in Doing Good through education, collaboration, transparency and communication.

# PREMIUM COLLECTION

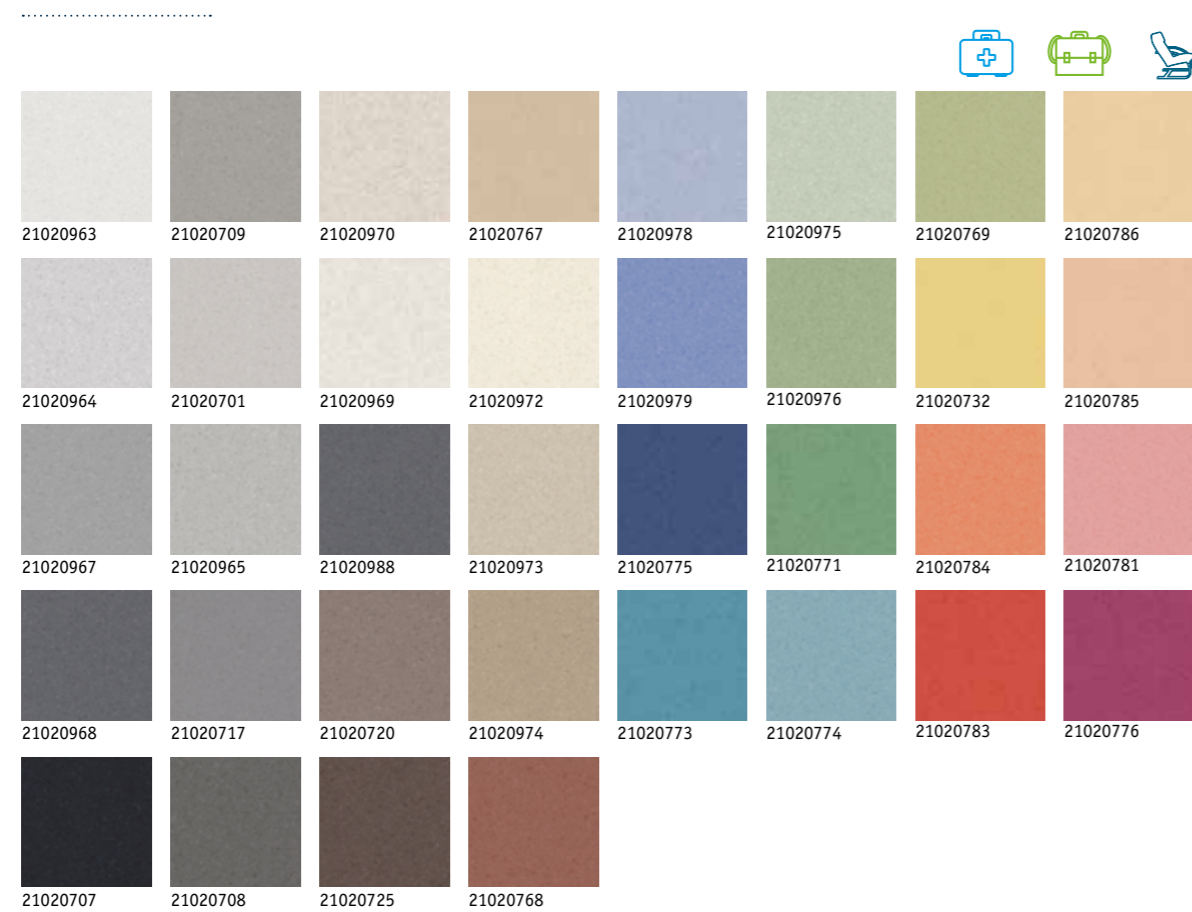
## ECLIPSE PREMIUM CLASSIC



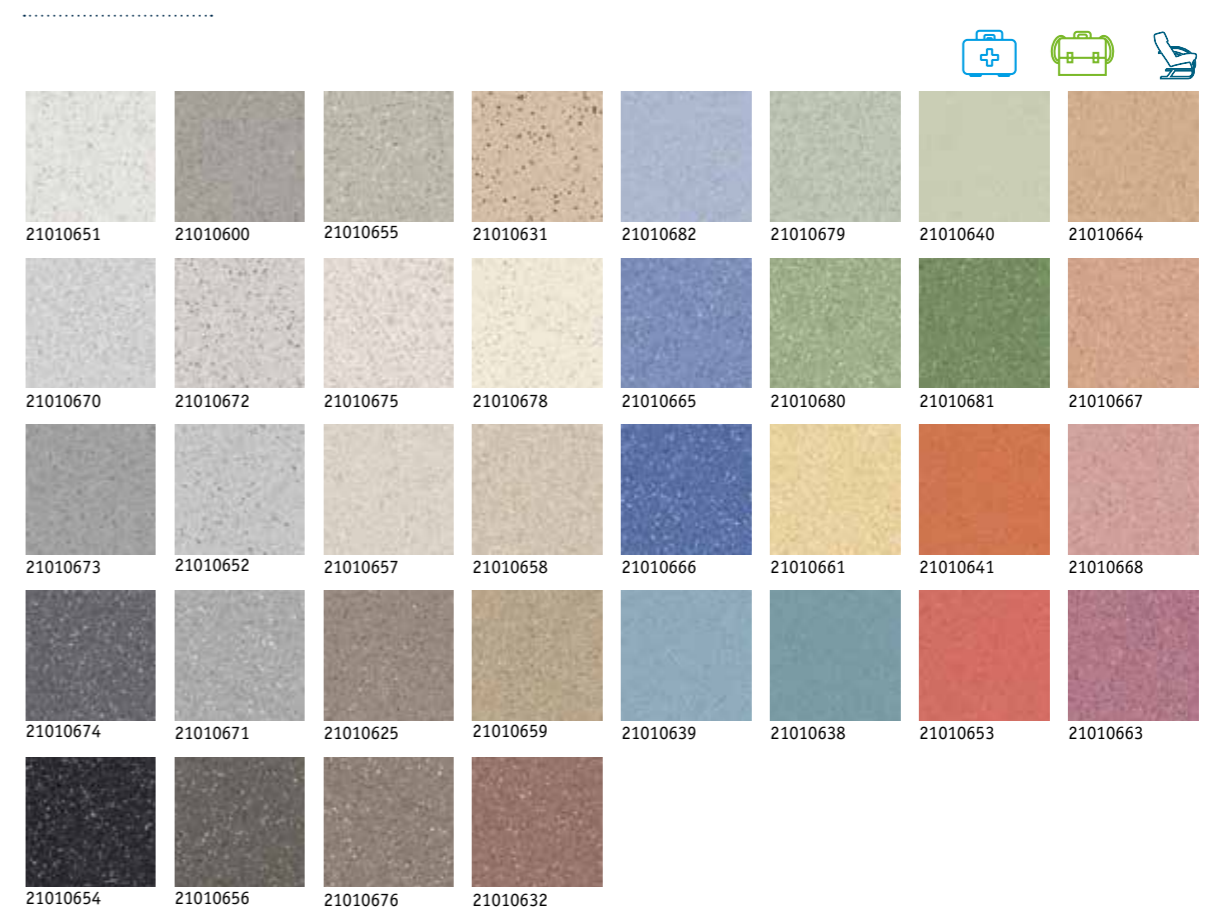
# ECLIPSE PREMIUM SPECTRA



# ECLIPSE PREMIUM SPIRIT




# PRIMO PREMIUM




# PREMIUM COLLECTION

## PRIMO SAFE. T



## PRIMO SD



### Primo Safe T and Primo SD coordination table with other Premium ranges

Primo Safe T and Primo SD ranges can be coordinated as well with Eclipse Premium collection. The table below shows how patterns and colors can be mixed for a consistent result.

PRIMO SAFE.T		PRIMO PREMIUM		ECLIPSE PREMIUM SPIRIT		ECLIPSE PREMIUM CLASSIC	
Product No	Colour No	Product No	Colour No	Product No	Colour No	Product No	Colour No
21013	790	21010	651	21020	963	21020	038
21013	791	21010	670	21020	964	21020	039
21013	792	21010	671	21020	965	21020	040
21013	793	21010	672	21020	701	21020	026
21013	794	21010	673	21020	967	21020	035
21013	795	21010	674	21020	968	21020	012
21013	796	21010	675	21020	969	21020	645
21013	797	21010	657	21020	970		
21013	798	21010	676	21020	720	21020	809
21013	800	21010	658	21020	973	21020	036
21013	801	21010	659	21020	974		
21013	802	21010	679	21020	975		
21013	803	21010	680	21020	976	21020	010
21013	805	21010	682	21020	978		
21013	806	21010	665	21020	979	21020	730

PRIMO SD		PRIMO PREMIUM		ECLIPSE PREMIUM SPIRIT		ECLIPSE PREMIUM CLASSIC	
Product No	Colour No	Product No	Colour No	Product No	Colour No	Product No	Colour No
21012	561	21010	670	21020	964	21020	039
21012	562	21010	671	21020	967	21020	040
21012	563	21010	674	21020	968	21020	012
21012	564	21010	675	21020	969	21020	645
21012	565	21010	658	21020	973	21020	036
21012	567	21010	680	21020	976	21020	010
21012	568	21010	681				
21012	569	21010	665	21020	979		730

# INSTALLATION INSTRUCTIONS

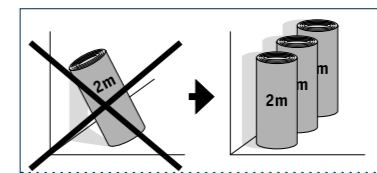
## STEPS IN INSTALLATION

### 1. Subfloor control

- The subfloor must be clean, hard, flat and free from all types of marks, debris & residues, and not exposed to humidity.
- Damp proofing to be carried out according to local building standards. -When installing this product on concrete subfloors that do not include damp-proofing, the moisture content measured in terms of relative humidity must not be higher than 85% (in UK and Ireland 75% according to BS 8203). Or less than 2% with CM (Carbide Method).
- Refer to local standards for detailed rules and control methods.
- Stop underfloor heating for minimum 48h before installation and maintain the temperature in the room with an alternative heating source. Remain turned off for 6-7 days and then ramped up.

in the premises should be 35-65%. Maintain same temperature and humidity for at least 72 hours after installation.

- If material from several rolls is used, they should have the same manufacturing serial numbers and be used in consecutive order.

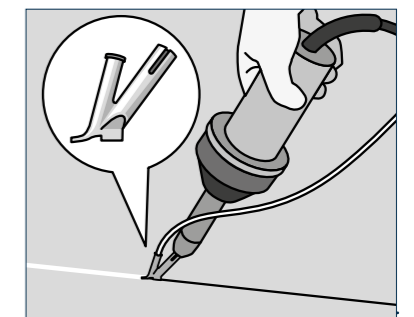


### 3. Rolls installation

- Cut the sheets to length and lay them out to acclimatise and relax prior to installation. This is particularly important for longer lengths.
- Sheets must be installed so that colour differences are avoided. Reverse sheets whenever possible, overlap and cut edges.

### 4. Hot welding


- The sheets are hot welded. Do not weld until the adhesive has bonded completely, wait 24-48h. The joints are chamfered or grooved to about 3/4 of the thickness using a hand grooving tool or machine prior to welding.
- Weld with hot-air and Tarkett Speed Welding Nozzle. Welded seams must cool to room temperature before trimming in two steps, rough and fine trimming



### 5. After installation


- Always protect the floor with thick paper, hard board or similar during the construction period. If using tape, this must not be applied directly to the floor surface.
- IMPORTANT! Restrict foot traffic for 24 hours after installation. No heavy traffic, rolling loads or furniture placement for 72 hours after installation. Most suppliers of floor adhesives specify 72 hours before the final strength is achieved."

For more detailed explanations, or specific installation methods (tiles installation, wet room concept, cove forming), please refer to full installation notice. Please contact your local representative for any questions. Tarkett accepts no liability for adhesives and levelling compounds used, including those recommended.



### 2. Before installation

- Store the rolls upright in a safe position with distance between the rolls.
- Prior to laying, allow the material, adhesive and subfloor to reach room temperature, i.e. a temperature of at least 15°C. The relative air humidity should be 30-60%. Rolls must be stored indoors at least 24 hours before installation, preferable 48 hours.
- Installation should be carried out at room temperature between 18°C to 26°C. Subfloor temperature must be at least 15°C. The relative air humidity







# TENDER SPECIFICATION

## Eclipse Premium

The selected flooring similar to Eclipse Premium belongs to the compact vinyl floors category under the ISO standard 15081, available in 2m wide sheet with a Binder Content of Type I.

**The product formulation does not contain phthalate based plasticizer.** The product is a pressed homogeneous vinyl flooring and contains over 25% of recycled material.

The product is reinforced with a UV photo crosslinked polyurethane, X-treme Reinforcement xr™, which suppresses any wax and regenerating polish spray maintenance operations.

The product is installed **with multicolour welding rods to ensure seamless finish.**

Its emission rate of volatile organic compounds in air is very low, measured after 28 days according to EN 16516 standard. Close to zero emission (quantification limit), **TVOC, TSVOC and formaldehyde emissions are below than 10 µg/m³.**

It is free of formaldehyde and **100% REACH compliant.**

It is 100% recyclable and installation off-cuts can be collected and recycled in the products through the Tarkett ReStart® program.

Eclipse Premium comes with a **10 Year Warranty.**

## Primo Premium

The selected flooring similar to Primo Premium belongs to the compact vinyl floors category under the ISO standard 15081, available in 2m wide sheet with a Binder Content of Type I.

**The product formulation does not contain phthalate based plasticizer.** The product is a pressed homogeneous vinyl flooring and contains over 25% of recycled material.

The product is reinforced with a UV photo crosslinked polyurethane, X-treme Reinforcement xr™, which suppresses any wax and regenerating polish spray maintenance operations.

The product is installed **with multicolour welding rods to ensure seamless finish.**

Its emission rate of volatile organic compounds in air is very low, measured after 28 days according to EN 16516 standard. Close to zero emission (quantification limit), **TVOC, TSVOC and formaldehyde emissions are below than 10 µg/m³.**

It is free of formaldehyde and **100% REACH compliant.**

It is 100% recyclable and installation off-cuts can be collected and recycled in the products through the Tarkett ReStart® program.

Primo Premium comes with a **10 Year Warranty.**

### More excellent reasons to choose Premium Collection

- ✓ 100% Phthalate Free
- ✓ Zero formaldehyde
- ✓ 100% recyclable
- ✓ Test reports and certificates available upon request
- ✓ Optimal indoor air quality
- ✓ TVOC <10µg/m³ after 28 days
- ✓ FloorScore® certified
- ✓ ISO 14001 certified production site
- ✓ REACH Compliant and CE Marking

# TECHNICAL DATA SHEET

TECHNICAL DATA	STANDARD	ECLIPSE PREMIUM	ECLIPSE ACOUSTIC	PRIMO PREMIUM	PRIMO SAFE.T	PRIMO SD
<b>CLASSIFICATION</b>						
Classification	ISO 10581	Homogeneous vinyl flooring	-	Homogeneous vinyl flooring	-	Static dissipative pressed homogeneous vinyl flooring
	ISO 11638	-	Homogeneous vinyl flooring with foam interlayer	-	-	-
	EN 13845	-	-	-	Slip resistant homogeneous vinyl flooring	-
	EN ISO 10874	34-43	34-42	34-43	34-43	34-43
Wear layer binder content	ISO 10581	Type I	-	Type I	-	Type I
	ISO 11638	-	Type II	-	-	-
<b>TECHNICAL CHARACTERISTICS</b>						
Total thickness	EN ISO 24346	2.0 mm	3.7 mm	2.0 mm	2.0 mm	2.0 mm
Total weight	EN ISO 23997	3000 g/m²	3600 g/m²	3000 g/m²	3000 g/m²	3000 g/m²
Wear layer thickness	EN ISO 24340	-	2.0 mm	-	-	-
Foam layer thickness	EN ISO 24340	-	1.5 mm	-	-	-
Adhesive foil thickness	EN ISO 24340	-	0.2 mm	-	-	-
Surface treatment		PUR reinforced	PUR reinforced	PUR reinforced	Safe.T clean XP®	-
Form of delivery	EN ISO 24341 Sheet (rolls)	Approx. 23 lm x 200 cm Classic / Spirit: Art. no. 21020_... Spectra: Art. no. 21081_...	Approx. 23 lm x 195 cm Art. no. 21085_... 3 digit colour number	Approx. 23 lm x 200 cm Art. no. 21010_... 3 digit colour number	Approx. 23 lm x 200 cm Art. no. 21013_... 3 digit colour number	Approx. 23 lm x 200 cm Art. no. 21012_... 3 digit colour number
	EN ISO 24342 Tiles (box)	61 x 61 cm - 16 tiles/box = 5.95 m² Classic / Spirit: Art. no. 21021_... Spectra: Art. no. 21083_... 30 x 30 cm - 50 tiles/box = 4.50 m² Classic / Spirit: Art. no. 21022_... Spectra: Art. no. 21084_...	-	61 x 61 cm - 14 tiles/box = 5.21 m² Art. no. 21011_... 3 digit colour number	-	61 x 61 cm - 16 tiles/box = 5.95 m² Art. no. 21016_... 3 digit colour number
<b>PERFORMANCES FOR CE MARKING REQUIREMENTS (EN 14041)</b>						
Declaration of Performance	EN 14041	0019-0020-DoP-2013-07	0019-0050-DoP-2013-07	0019-0018-DoP-2013-07	0019-0048-DoP-2013-07	0019-0047-DoP-2013-07
Reaction to fire	EN 13501-1 EN ISO 9239-1 EN ISO 11925-2	Class Bᵢ-s1 ≥ 8 kW/m² Pass	Class Bᵢ-s1 ≥ 8 kW/m² Pass	Class Bᵢ-s1 ≥ 8 kW/m² Pass	Class Bᵢ-s1 ≥ 8 kW/m² Pass	Class Bᵢ-s1 ≥ 8 kW/m² Pass
Electrostatic properties	EN 1815	< 2 kV	-	< 2 kV	< 2 kV	< 2 kV
Thermal resistance	EN 12667/DIN 52612	Approx. 0.01 m² K/W	Approx. 0.01 m² K/W	Approx. 0.01 m² K/W	Approx. 0.01 m² K/W	Approx. 0.01 m² K/W
Slip resistance	EN 13893 BS 7976-2	≥ 0.3 Low risk of slip	≥ 0.3 Low risk of slip	≥ 0.3 Low risk of slip	≥ 0.3 Low risk of slip	≥ 0.3 Low risk of slip
<b>TECHNICAL PERFORMANCES</b>						
Residual indentation	EN ISO 24343-1	Required value: ≤ 0.10 mm Best measured value*: 0.03 mm	Required value: ≤ 0.20 mm -	Required value: ≤ 0.10 mm Best measured value*: 0.03 mm	Required value: ≤ 0.10 mm Best measured value*: 0.03 mm	Required value: ≤ 0.10 mm Best measured value*: 0.03 mm
Impact sound reduction	EN ISO 717/2	-	Approx. +17 dB	-	-	-
Slip resistance	DIN 51130	R9	R9	R9	R10	R9
Clean room test	ASTM F24 F51 ISO 14644-1	Class A -	Class A ISO class 4	Class A ISO class 4	Class A ISO class 4	Class A ISO class 4
Ease of decontamination	ISO 8690	Good	Good	Good	Good	Good
Bacteria resistance	EN ISO 846: Part C	Does not favour growth	Does not favour growth	Does not favour growth	Does not favour growth	Does not favour growth
Chemical resistance	ISO 26987	Good resistance	Good resistance	Good resistance	Good resistance	Good resistance
Castor chair	ISO 4918	Suitable	Suitable	Suitable	Suitable	Suitable
Flexibility	ISO 24344	Pass	Pass	Pass	Pass	Pass
Dimensional stability	EN ISO 23999	≤ 0.40 % for rolls ≤ 0.25 % for tiles	≤ 0.40 % -	≤ 0.40 % for rolls ≤ 0.25 % for tiles	≤ 0.40 % -	≤ 0.40 % for rolls ≤ 0.25 % for tiles
Light fastness	EN ISO 105-B02	≥ 6	≥ 6	≥ 6	≥ 6	≥ 6
Electrical insulation	VDE 0100, Part 600	-	-	-	-	Rᵢ ≥ 5x10⁴ Ω
Electrical resistance	EN 1081	-	-	-	-	Rᵢ ≤ 10⁸ Ω
Bare foot test	DIN 51097	-	-	-	Class B (≥ 18°)	-
Seam strength	EN 684	- Individual values: ≥ 400 N/50 mm	Average value: ≥ 240 N/50 mm Individual values: ≥ 180 N/50 mm	Individual values: ≥ 400 N/50 mm	Individual values: ≥ 400 N/50 mm	Average value: ≥ 240 N/50 mm Individual values: ≥ 180 N/50 mm
Underfloor heating		Suitable - max. 27°C	Suitable - max. 27°C	Suitable - max. 27°C	Suitable - max. 27°C	Suitable - max. 27°C
<b>ENVIRONMENTAL PERFORMANCES</b>						
Total VOC emissions	ISO 16000-9 Indoor air quality	≤ 10 µg/m³ (after 28 days) Platinum	≤ 10 µg/m³ (after 28 days) Platinum	≤ 10 µg/m³ (after 28 days) Platinum	≤ 10 µg/m³ (after 28 days) Platinum	≤ 10 µg/m³ (after 28 days) Platinum
<b>COLOURS</b>						
		66	12	36	15	8

The above information is subject to modification for the benefit of further improvement. (04/18) \*For information - not binding.  
According to the European Regulation N° 305/2011 for CE Marking, the Declarations of Performance are available on our website [www.tarkett.com](http://www.tarkett.com)  
Tarkett's instructions regarding installation, cleaning and maintenance should be observed. Please contact Tarkett at the address shown for these instructions.  
Colours of the products shown in the photos or samples are indicative only. There may be differences in colours, gloss and embossing structure between the products sold and photos or samples.



■ **WESTERN EUROPE:** Austria: Tarkett Holding GmbH, Niederlassung Wien – Tel. +43 1 47 88 062 ■ **Belgium:** Tarkett Belux Sprl – Tel. +32 16 35 98 80 ■ **Denmark:** Tarkett A/S – Tel. +45 43 90 60 11 ■ **Finland:** Tarkett Oy – Tel. +358 9 4257 9000 ■ **France:** Tarkett SAS – Tel. +33 1 41 20 42 49 ■ **Germany:** Tarkett Holding GmbH, Bereich Objekt – Tel. +49 62 33 810 ■ **Greece:** Tarkett Monoprosopi Ltd – Tel. +30 210 6745 340 ■ **Italy:** Tarkett S.p.A. – Tel. +39 0744 7551 ■ **Luxembourg:** Tarkett GDL SA – Tel. +352 949 211 8804 ■ **Netherlands:** Tarkett Holding GmbH, Vestiging Nederland – Tel. +31 416 685 491 ■ **Norway:** Tarkett AS – Tel. +47 32 20 92 00 ■ **Portugal:** Tarkett SA – Tel. +351 21 427 64 20 ■ **Spain:** Tarkett Floors S.L. – Tel. +34 91 358 00 35 ■ **Sweden:** Tarkett Sverige AB – Tel. +46 771 25 19 00 ■ **Switzerland:** Tarkett Holding GmbH, Bereich Objekt Schweiz – Tel. +41 043 233 79 24 ■ **Turkey:** Tarkett Aspen – Tel. +90 212 213 65 80 ■ **United Kingdom:** Tarkett Ltd – Tel. +44 (0) 1622 854 040 ■ **EASTERN EUROPE:** Baltic Countries: Tarkett Baltics: Tel. +370 37 262 220 ■ **Czech Republic:** Tarkett org. slozka – Tel. +420 271 001 600 ■ **Hungary:** Tarkett Polska SP Z.O.O. magyarországi fióktelepe – Tel. +36 1 437 8150 ■ **Poland:** Tarkett Polska Sp. z o. o. – Tel. +48 22 16 09 231 ■ **Russian Federation:** ZAO Tarkett RUS – Tel. +7 495 775 3737 ■ **Slovakia:** Tarkett Polska, organizačná zložka – Tel. +421 2 48291 317 ■ **South East Europe:** Tarkett SEE – Tel. +381 21 7557 649 (44) 569 12 21 ■ **Ukraine:** Tarkett UA – Tel. +38 (0) 44 569 12 21 ■ **ASIA AND OCEANIA:** Australia: Tarkett Australia Pty Ltd – Tel. +61 2 88 53 12 00 ■ **China:** Tarkett Floor Covering (Shanghai) Co. Ltd. – Tel. +86 (21) 60 95 68 38 ext 841 ■ **North East Asia:** Tarkett Hong Kong Limited – Tel. +852 2511 8716 ■ **India:** Tarkett France (India Branch) - Tel. +91 11 4352 4073 ■ **South East Asia:** Tarkett Flooring Singapore Pte. Ltd. – Tel. +65 6346 1585 ■ **AFRICA:** Tarkett International: Tel. +33 1 41 20 41 01 ■ **MIDDLE EAST:** Tarkett Middle East: Tel. +961 1 51 3363/4 ■ **Israel:** Tarkett International: Tel. +33 1 41 20 41 01 ■ **NORTH AMERICA:** USA: Tarkett Inc. – Tel. +1 713 869 5811 / Johnsonite – Tel. +1 440 543 8916 ■ **Canada:** Tarkett Inc. – Tel. +1 450 293 173 ■ **LATIN AMERICA:** Brazil: Tarkett - Tel. 55 12.3954 7108 ■ **Argentina - Chile - Uruguay:** Tarkett Latam Mercosur - Tel. +54 11 47 08 07 72 / +54 9 11 44 46 88 82 ■ **Bolivia - Colombia - Ecuador - Panama - Paraguay - Peru - Trinidad and Tobago - Venezuela:** Tarkett - Tel. +56 11 9 8410 9310 / +56 11 95494 0069 ■ **Mexico/Central America:** Tarkett Latam Mexico - Tel. +56 11 98410 9310

21020350805: BR HO - Premium Collection EN - 2018

The designs and photos used in this brochure are for illustration purposes only. They are not contractual images and do not stand for product recommendation. Design: Agence Gecko / Photo: Getty images / Print: Altavia

[www.professionals.tarkett.com](http://www.professionals.tarkett.com)

